

Este artículo puede ser usado únicamente para uso personal o académico. Cualquier otro uso requiere permiso del autor y editor.

El siguiente artículo fue publicado en *Revista Mexicana de Biodiversidad*, 86(2), 531-534 (2015); y lo puede consultar en:
<http://www.revista.ib.unam.mx>



Research note

Imposex in *Plicopurpura pansa* (Neogastropoda: Thaididae) in Nayarit and Sinaloa, Mexico

Imposex en Plicopurpura pansa (Neogastropoda: Thaididae) en Nayarit and Sinaloa, México

Delia Domínguez-Ojeda^a, Olga Araceli Patrón-Soberano^b, José Trinidad Nieto-Navarro^{a,*},
María de Lourdes Robledo-Marengo^c, Jesús Bernardino Velázquez-Fernández^c

^a Escuela Nacional de Ingeniería Pesquera, Universidad Autónoma de Nayarit, Bahía de Matanchén km 12, carretera a Los Cocos, 63740, San Blas, Nayarit, Mexico

^b División de Biología Molecular, Instituto Potosino de Investigación Científica y Tecnológica, Camino a la presa de San José, Núm. 2055, Lomas 4ta, Sección, 78216 San Luis Potosí, Mexico

^c Laboratorio de Contaminación y Toxicología Ambiental, Universidad Autónoma de Nayarit, Ciudad de la Cultura Amado Nervo, S/N, Los Fresnos, 63155, Tepic, Nayarit, Mexico

Received 25 June 2014; accepted 10 February 2015

Available online 26 May 2015

Abstract

Imposex is the development of male features in female prosobranch gastropods, caused by organotin compounds. In the Mexican Pacific coast, imposex was observed in *Plicopurpura pansa*. This snail has been used by indigenous people to dye cotton and traditional fabric clothing. During 2010 and 2011, 5 habitats were visited along the coastline of Nayarit and Sinaloa, Mexico. At low tide, 675 snails were collected. Shell length, sex ratio and imposex incidence were measured. Imposex incidences were higher in the samples collected near harbor areas.

All Rights Reserved © 2015 Universidad Nacional Autónoma de México, Instituto de Biología. This is an open access item distributed under the Creative Commons CC License BY-NC-ND 4.0.

Keywords: Organotin compounds; Endocrine disruption

Resumen

El imposex es el desarrollo de características masculinas en hembras de gasterópodos prosobranquios, causado por compuestos organoestañosos. En la costa del Pacífico mexicano se observó el imposex en el caracol *Plicopurpura pansa*. Este caracol ha sido utilizado por grupos indígenas para teñir algodón y fabricar su ropa tradicional. Durante 2010 y 2011, se visitaron 5 hábitats en la costa de Nayarit y Sinaloa, México. Se recolectaron 675 caracoles durante la marea baja; se midió la longitud de la concha, proporción de sexos y la incidencia de imposex. De acuerdo con los resultados, la incidencia de imposex fue más alta en las muestras recolectadas en las áreas cercanas a los muelles.

Derechos Reservados © 2015 Universidad Nacional Autónoma de México, Instituto de Biología. Este es un artículo de acceso abierto distribuido bajo los términos de la Licencia Creative Commons CC BY-NC-ND 4.0.

Palabras clave: Compuestos organoestañosos; Disrupción endocrina

The organotin compounds (OTC's) are considered a threat to marine life in areas with intense maritime activities and can act as

endocrine disruptors in marine invertebrates, mainly gastropods (Axiak, Micallef, Muscat, Vella, & Mintoff, 2003; Fioroni, Oehlmann, & Stroben, 1991; Gagné, Blaise, Pellerin, Pelletier, Douville, M., Gauthier-Clerc, S. et al., 2003; Matthiessen, & Gibbs, 1998). One of the most studied toxic effects of OTC's on endocrine disruption in gastropods is imposex, which consists in the imposition of male sexual characters, like penis and

* Corresponding author.

E-mail address: nieto@uan.edu.mx (J.T. Nieto-Navarro).

Peer Review under the responsibility of Universidad Nacional Autónoma de México.

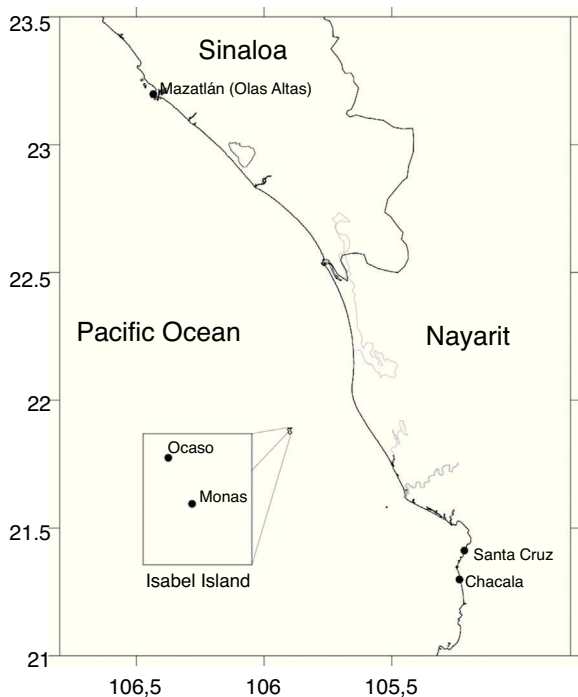


Figure 1. Sampling sites in Nayarit and Sinaloa in the Pacific coast. Ocaso, Monas, Santa Cruz and Chacala in Nayarit; Olas Altas in Sinaloa.

vas deferens in females (Gibbs, & Bryan, 1987; Horiguchi, Shiraishi-Shimizu, & Morita, 1994; Mensink et al., 2002; Smith, 1981). Imposex is a widespread phenomenon known to occur in more than 190 species of marine gastropods throughout the world (Pessoa, Fernandez, Toste, Dore, & Parahyba, 2009). Due to its high sensitivity, imposex has been used as a biomarker of TBT contamination in several coastal countries such as the United Kingdom (Bryan, Burt, Gibbs, & Pascoe, 1993; Gibbs, Pascoe, & Burt, 1988), Japan (Horiguchi et al., 1994), Canada (Tester, & Ellis, 1995), Australia (Gibson, & Wilson, 2003), Patagonia (Bigatti & Penchaszadeh, 2005), Brazil (Castro, Alves De Lima, Braga, & Rocha-Barreira, 2007), Malaysia (Mohamat et al., 2010) and Mexico (Rodríguez-Romero, 2010). This study represents the first published report on *Plicopurpura pansa*; this species is an intertidal carnivorous gastropod, which inhabits rocky intertidal beaches exposed to strong wave action. It is distributed in the Pacific Ocean from the northwestern Mexican coast (Keen, 1971) to northern Peru (Paredes, Huamán, Cardoso, Vivar, & Vera, 1999; Peña, 1970) and has been used by indigenous people to dye cotton and traditional fabric clothing (Turok et al., 1988). In this study, a higher incidence of imposex in areas close to human settlements was observed.

Regions with high human activity are expected to render zones with higher pollution levels than regions farther away from human settlements. Keeping this in mind, 5 habitats of *P. pansa* along the Pacific coastline of Mexico (Nayarit and Sinaloa states) with different proximity to human settlements were chosen (Fig. 1). In order to define the sampling area, a line of 50 m long parallel to the coast with 2 m width was studied.

According to the criterion of Stephenson and Stephenson (1949), the sampling was carried out in the mid-littoral and




Figure 2. Male characteristics in *P. pansa*.

infra-littoral fringe, collecting all the specimens in the area during 2010 and 2011. The shell length, sex ratio (male:female) and imposex incidence ($I\%$) within the population were obtained; then afterward, individuals were returned to the habitats. Imposex incidence was estimated through the percentage of imposex females in each site, using the following equation:

$$I\% = \left(\frac{\text{Number of females with imposex}}{\text{Total number of females}} \right) \times 100$$

Data were analyzed using software Sigstat 3.5[®]. Chi-square ($p=0.05$) was used to determine significant statistical differences between sampling stations and imposex levels.

P. pansa males were identified by the penis, which is located behind the right cephalic tentacle, a common feature among neogastropods. This organ has a characteristic inverted-cedille form with 2-mm width becoming thicker at the base (Fig. 2). Females were identified due to (1) the absence of a penis, and (2) the presence of organs such as the albumen gland and capsule gland (Fig. 3).

The female penis appears as a nub structure, no longer than 5 mm and no wider than 2 mm (Fig. 4). Thus, snails with a nub structure were considered as imposexed females. Ten females with this characteristic were examined under a stereomicroscope and all showed albumen and capsule glands, characteristic of females (Gibbs, & Bryan, 1994). Imposexed females found at

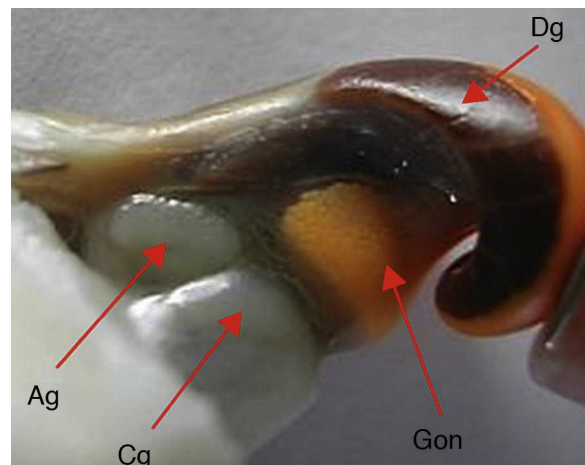


Figure 3. Female anatomy of *P. pansa* in ventral view. Dg: digestive gland, Ag: albumen gland, Cg: capsule gland, Gon: gonad.




Figure 4. (A) Imposed female of *P. pansa* from Ocaso; (B) imposed female of *P. pansa* from Olas Altas. Pseudopenis or imposex are marked with an arrow.

Table 1

Imposex quantification in *Plicopurpura pansa* at the sampling sites. Data presented as mean ± SD. SL: shell length; T: total snails collected; M: male; NF: normal females; IF: imposed females; TF: total females; SR: sex ratio; I%: imposex percentage.

| Sampling sites | SL (cm) | T | M | NF | IF | TF (NF+IF) | SR (M:F) | I% |
|----------------|-------------|-----|-----|-----|----|------------|----------|------|
| Olas Altas | 3.63 ± 0.54 | 170 | 81 | 64 | 25 | 89 | 0.91 | 28.1 |
| Santa Cruz | 3.17 ± 0.40 | 99 | 52 | 37 | 10 | 47 | 1.11 | 21.3 |
| Las Monas | 3.90 ± 0.87 | 89 | 40 | 47 | 2 | 49 | 0.82 | 4.1 |
| El Ocaso | 2.71 ± 0.72 | 280 | 149 | 130 | 1 | 131 | 1.14 | 0.8 |
| Chacala | 2.70 ± 0.48 | 75 | 37 | 38 | 0 | 38 | 0.97 | 0.0 |

the 4 sites showed no vas deferens and their penises were always smaller than those of the males.

Imposex incidences were higher in the samples collected near harbor areas (Table 1). The highest percentage occurred in Olas Altas, the nearest site to the harbor in Sinaloa, with high anthropogenic activities with 28.1% of affected females, followed by Santa Cruz, the nearest site to the harbor in Nayarit with 21.3%. According to the chi-square test, significant differences were observed in the percentages of imposex between locations ($p < 0.05$) (Fig. 5).

In the study area, the size range of imposex affected females oscillated between 2.8 and 5.8 cm length. Evidence to date suggests that imposex is generally caused by tributyltin (TBT) (Davies, Harding, Bailey, Shanks, & Lange, 1997; Garaventa et al., 2008; Minchin, 2003; Smith, 1981), a chemical massively used in antifouling paints, which until recently was the most effective solution to prevent fouling on boat hulls (Terlizzi, Delos, Garaventa, Faimali, & Geraci, 2004). Several studies have linked imposex in neogastropods with TBT contamination

from antifouling paint in the marine environment (DeFur, Crane, Ingersoll, & Rattersfield, 1999; Jenner, 1979; Li, & Collin, 2009; Ramón, & Amor, 2001; Short, Rice, Brodersen, & Stickle, 1989).

Despite the reduced percentage of imposex in the study area compared with other regions in North, Central and South America (Miloslavich, Penchaszadeh, & Bigatti, 2007; Pessoa et al., 2009; Tester, & Ellis, 1995), in the present study, imposex in *P. pansa* could be due to the presence of OTC's in the environment. Monitoring results suggest that harbors in the sampling area are the probable source of OTC pollution, demonstrated by a tendency of increased imposex levels in sampling points near the harbors.

OTC pollution is a major concern to the health of aquatic environments by the International Maritime Organization (IMO) which proposed a worldwide OTC ban, but the prohibition has not yet come into effect in many developing countries (Lousada, dos Santos, Castro, & Fillmann, 2013; Pessoa et al., 2009). Therefore, it is extremely important to control organotin contamination in order to review the enforcement of IMO rulings in Mexico. Although the sites chosen for this study showed low levels of imposex, Mexico needs to develop a monitoring policy to protect its coasts.

This is the first report of imposex in *P. pansa* in Mexico, but further research determining OTC dispersal would be valuable. Monitoring of the OTC's and the use of gastropods as sentinel organisms (Oehlmann et al., 1996) could be a useful tool for establishing the extent of OTC pollution on Mexican coasts, along with an analysis of the chemical composition of both water and sediments.

We thank Posgrado Ciencias Biológico Agropecuarias, Universidad Autónoma de Nayarit. This research was made possible through grants NAYARIT 2008-C01-93389, supported by Fomix-Nayarit.

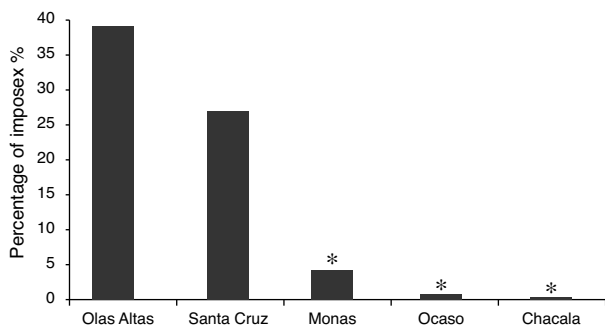


Figure 5. Percentage of imposex in *Plicopurpura pansa* of 5 study sites. *Statistically different with respect to Olas Altas and Santa Cruz. $p < 0.05$ Chi square test.

References

- Axiak, V., Micallef, D., Muscat, J., Vella, A., & Mintoff, B. (2003). Imposex as a biomonitoring tool for marine pollution by tributyltin: Some further observations. *Environment International*, 28, 743–749.
- Bigatti, G., & Penchaszadeh, P. E. (2005). Imposex in *Odontocymbiola magellanica* (Caenogastropoda: Volutidae) in Patagonia. *Comunicaciones de la Sociedad Malacológica del Uruguay*, 88, 371–375.
- Bryan, G. W., Burt, G. R., Gibbs, P. E., & Pascoe, P. L. (1993). *Nassarius reticulatus* (Nassariidae: Gastropoda) as an indicator of tributyltin pollution before and after TBT restrictions. *Journal of the Marine Biological Association of the United Kingdom*, 73, 913–929.
- Castro, I. B., Alves De Lima, A. F., Braga, A. R. C., & Rocha-Barreira, C. A. (2007). Imposex in two muricid species (Mollusca: Gastropoda) from the northeastern Brazilian Coast. *Journal of the Brazilian Society of Ecotoxicology*, 2, 81–91.
- Davies, I. M., Harding, M. J. C., Bailey, S. K., Shanks, A. M., & Lange, R. (1997). Sublethal effects of tributyltin oxide on the dog whelk *Nucella lapillus*. *Marine Ecology Progress Series*, 158, 191–240.
- DeFur, P. L., Crane, M., Ingersoll, C. G., & Rattersfield, C. J. (1999). *Endocrine disruption in invertebrates: endocrinology, testing and assessment*. Pensacola, Florida: Society of Environmental Toxicology and Chemistry (SETAC).
- Fioroni, P., Oehlmann, J., & Stroben, E. (1991). The pseudohermaphroditism of Prosobranchs: Morphological aspects. *Zoologischer Anzeiger*, 226, 1–26.
- Gagné, F., Blaise, C. C., Pellerin, J., Pelletier, E., Douville, M., Gauthier-Clerc, S., et al. (2003). Sex alteration in soft-shell clams (*Mya arenaria*) in an intertidal zone of the Saint Lawrence River (Quebec, Canada). *Comparative Biochemistry and Physiology, Part C*, 134, 189–198.
- Garaventa, F., Centanni, E., Fioroni, S., Noventa, S., Terlizzi, A., Faimalli, M., et al. (2008). New implications in the use of imposex as suitable tool for tributyltin contamination: Experimental induction in *Hexaplex trunculus* (Gastropoda: Muricidae) with different stressors. *Cell Biology and Toxicology*, 24, 563–571.
- Gibbs, P. E., & Bryan, G. W. (1987). TBT paints and demises of the dog-whelk *Nucella lapillus* (Gastropoda). *Journal of the Marine Biological Association of the United Kingdom*, 68, 1482–1487.
- Gibbs, P. E., & Bryan, G. W. (1994). Biomonitoring of tributyltin (TBT) pollution using the imposex response of neogastropod molluscs. In J. Kess, & M. Kramer (Eds.), *Biomonitoring of coastal waters and estuaries* (pp. 205–226). Boca Raton: CRC Press.
- Gibbs, P. E., Pascoe, R. L., & Burt, G. R. (1988). Sex change in the female dogwhelk, *Nucella lapillus*, induced by tributyltin from antifouling paints. *Journal of the Marine Biological Association of the United Kingdom*, 68, 715–731.
- Gibson, C. P., & Wilson, S. P. (2003). Imposex still evident in eastern Australia 10 years after tributyltin restrictions. *Marine Environmental Research*, 55, 101–112.
- Horiguchi, T., Shiraishi-Shimizu, H. M., & Morita, M. (1994). Imposex and organotin compounds in *Thais clavigera* and *Thais bronni* in Japan. *Journal of the Marine Biological Association of the United Kingdom*, 74, 651–669.
- Jenner, M. G. (1979). Pseudohermaphroditism in *Ilyanassa obsoleta* (Mollusca: Neogastropoda). *Science*, 205, 1407–1409.
- Keen, A. M. (1971). *Sea shells of tropical west America marine mollusks from Baja California to Peru*. Stanford, California: Stanford University Press.
- Li, C., & Collin, R. (2009). Imposex in one of the world's busiest shipping zones. In M. A. Lang, I. G. MacIntyre, & K. Ruetzler (Eds.), *Proceedings of the Smithsonian Marine Science Symposium* (pp. 189–196). Washington, DC: Smithsonian Institution Scholarly Press.
- Lousada, C. L., dos Santos, M. A., Castro, I., & Fillmann, G. (2013). Organotin pollution from pleasure craft at Paraty, a tourist area of southeastern Brazil: Amelioration or interference? *Brazilian Journal of Oceanography*, 61, 177–186.
- Matthiessen, P., & Gibbs, P. E. (1998). Critical appraisal of the evidence for tributyltin mediated endocrine disruption in mollusks. *Environmental Toxicology and Chemistry*, 17, 37–43.
- Mensink, B. P., Kralt, H., Vethaak, A. D., Ten Hallers-tjabbes, C., Koeman, J. H., van Huttum, et al. (2002). Imposex induction in laboratory reared juvenile *Buccinum undatum* by tributyltin (TBT). *Environmental Toxicology and Pharmacology*, 11, 49–65.
- Miloslavich, P., Penchaszadeh, P. E., & Bigatti, G. (2007). Imposex en gasterópodos de Venezuela. *Ciencias Marinas*, 33, 319–324.
- Minchin, D. (2003). Monitoring of tributyltin contamination in six marine inlet using biological indicators. *Marine Environmental and Health Series*, 6, 1–15.
- Mohamat, F., Zulkifli, S. Z., Ismail, A., Harino, H., Kamil, M., & Arai, T. (2010). Imposex in *Thais gradata* as a biomarker for TBT contamination on the southern coast of peninsular Malaysia. *Water Air Soil Pollution*, 211, 443–457.
- Oehlmann, J., Stroben, E., Schulte-Oehlmann, U., Bauer, B., Fioroni, P., & Markert, B. (1996). Tributyltin biomonitoring using prosobranchs as sentinel organisms. *Fresenius' Journal of Analytical Chemistry*, 354, 540–545.
- Paredes, C., Huamán, P., Cardoso, F., Vivar, R., & Vera, V. (1999). Estado actual del conocimiento de los moluscos acuáticos en Perú. *Revista Peruana de Biología*, 6, 5–47.
- Peña, G. G. M. (1970). Zona de distribución de los gasterópodos marinos del Perú. *Anales Científicos de la Universidad Nacional Agraria*, 8, 153–170.
- Pessoa, I., Fernandez, M., Toste, R., Dores, M., & Parahyba, M. (2009). Imposex in a touristic area in Southeastern Brazilian coast. *Journal Coastal Research*, 56, 881–884.
- Ramón, M., & Amor, M. J. (2001). Increasing imposex in populations of *Bolinus brandaris* (Gastropoda: Muricidae) in the northwestern Mediterranean. *Marine Environmental Research*, 52, 463–475.
- Rodríguez-Romero, F. (2010). Imposex en la Laguna de términos, Campeche, México. *UDO Agrícola*, 10, 141–149.
- Short, J. W., Rice, S. D., Brodersen, C. C., & Stickle, W. B. (1989). Occurrence of tri-n-butyltin caused imposex in the North Pacific marine snail *Nucella lima* in Auke Bay, Alaska. *Marine Biology*, 102, 291–297.
- Smith, B. S. (1981). Tributyltin compounds induced male characteristics on female mud snails *Nassarius obsoletus* = *Ilyanassa obsoleta*. *Journal of Applied Toxicology*, 1, 141–144.
- Stephenson, T. A., & Stephenson, A. (1949). The universal features of zonation between tide-marks on rocky coasts. *Journal of Ecology*, 37, 289–305.
- Terlizzi, A., Delos, A. L. F., Garaventa, F., Faimalli, M., & Geraci, S. (2004). Limited effectiveness of marine protected areas: Imposex in *Hexaplex trunculus* (Gastropoda: Muricidae) populations from Italian marine reserves. *Marine Pollution Bulletin*, 48, 186–190.
- Tester, M., & Ellis, D. (1995). TBT controls and the recovery of whelks from imposex. *Marine Pollution Bulletin*, 30, 90–91.
- Turok, M., Sigler, A. M., Hernández, E., Acevedo, R., Lara, R., & Turcott, V. (1988). *El caracol Purpura pansa una tradición milenaria de Oaxaca*. México, D.F.: Dirección General de Culturas Populares, Secretaría de Educación Pública.